




## MasterBus LIN Interface

Interface from MasterBus to LIN



**USER AND INSTALLATION MANUAL**

10000013879/00

## 1 GENERAL INFORMATION

### Use of this manual

This manual serves as a guideline for the safe and effective operation of the MasterBus LIN Interface. Keep this manual at a secure place!

### Warranty

Mastervolt assures the product warranty of the LIN Interface during two years after purchase, on the condition that the product is installed and used according to the instructions in this manual.

Installation or use not according to these instructions may result in under performance, damage or failure of the product and may void this warranty. The warranty is limited to the cost of repair and/or replacement of the product. Costs of labour or shipping are not covered by this warranty.



#### CAUTION!

Never remove the identification label.

### Liability

Mastervolt can accept no liability for:

- consequential damage due to use of the LIN Interface;
- possible errors in the manuals and the results thereof;
- use that is inconsistent with the purpose of the product.

### Disclaimer

Our products are subject to continual development and improvement. Therefore, additions or modifications to the products may cause changes to the technical data and functional specifications. No rights can be derived from this document. Please consult our online Terms & Conditions of Sale.

### Correct disposal of this product



This product is designed and manufactured with high quality materials and components, which can be recycled and reused. When this crossed-out wheeled bin symbol is attached to a product, it means the product is covered by the European Directive 2012/19/EU.

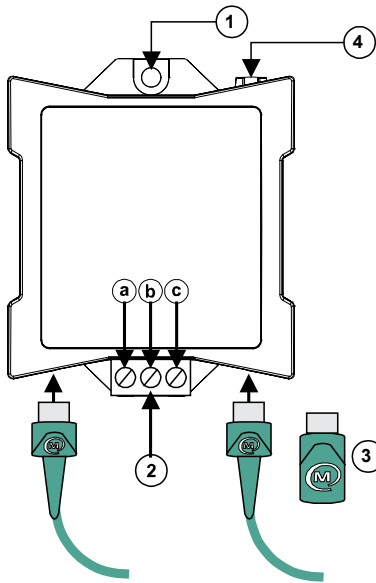
Please be informed about the local separate collection system for electrical and electronic products.

Please act according to your local rules and do not dispose of your old products with your normal household waste. The correct disposal of your old product will help prevent potential negative consequences to the environment and human health.

## 2 INSTALLATION

The LIN Interface is designed for use in vehicles equipped with a LIN enabled (secondary) alternator option. For a complete list of supported vehicle brands and models, please visit the Mastervolt website: [www.mastervolt.com](http://www.mastervolt.com).

The LIN Interface can be used in combination with Mastervolt MLI batteries (MLI Ultra 12/2500 or 12/5000). It will guaranty a seamless integration of the MLI Ultra battery into the vehicles LIN Bus and provide the alternator and Engine Control Unit (ECU) with the necessary data from the MLI Ultra battery to monitor and charge the battery accordingly. Only one MLI Ultra battery is allowed to be present in the connected MasterBus network.

**Steps:**

1. Mount the LIN Interface to any flat surface. The LIN Interface comes with a DIN rail mount option. Alternatively, use the two mounting holes (1).
2. Wire the screw terminal (2).
  - a. LIN Battery +
  - b. LIN Bus Line
  - c. LIN GND

Make sure that the power cable is fused with a 1A fuse.

3. Insert the MasterBus cable (included, 1m) to integrate the interface into the MasterBus network. Make sure that the MasterBus network is properly terminated at the two ends with a terminator (3).
4. A flashing LED (4) indicates that the MasterBus communication is working.
5. Use a MasterBus compatible remote control panel such, as the EasyView 5 or PC with MasterAdjust software, to monitor the battery.

See chapter 3 for the LIN Interface MasterBus features. For more information refer to the user manual of the remote control panel

### 3 OPERATION

The LIN Interface requires no configuration. Once installed correctly, it will start operating automatically. The LIN Interface, once powered from the LIN side, automatically starts polling the necessary data from the MLI Ultra battery via MasterBus. It will translate this data into vehicle conform LIN messages and respond to LIN requests received from the vehicle. In case of no active communication on the LIN Bus, the LIN Interface will go to sleep mode (disappear from the MasterBus), until the LIN Bus communication becomes active again.

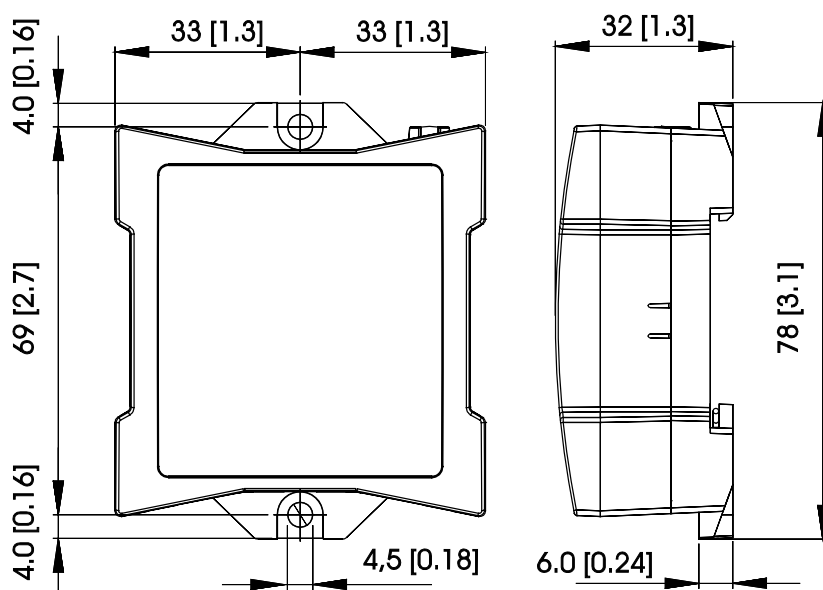
To maintain the optimal battery capacity, the battery should be charged to 100% every week.

The following table shows the LIN Interface items displayed on a monitoring device connected to the MasterBus network.

MONITORING	DESCRIPTION	ADJUSTABLE RANGE
<b>General</b>		
MLI Status	MLI battery status, is the battery offline or online	(read only)
<b>MLI Data</b>		
SOC	Battery state of charge in %	(read only)
Time remaining	Time of battery use left at the actual load in hh:mm:ss	(read only)
Cap. consumed	Battery capacity consumed in Ah	(read only)
Cap. Remaining	Battery capacity remaining in Ah	(read only)
Voltage	Battery voltage in V	(read only)
Current	Current measured by the battery in A Positive value: charging, Negative value: discharging	(read only)
Temperature	Internal temperature of the battery in °C	(read only)
Charge voltage	Current desired charge voltage in V communicated to the vehicle	(read only)
Nom. Capacity	Nominal battery capacity in Ah	(read only)
<b>CONFIGURATION</b>		
<b>Device</b>		
Language	Interface menu language on a monitoring device connected to the MasterBus network [default: English]	(read only)
Serial #	The serial number of the LIN Interface	(read only)
Name	User defined device name, visible throughout the MasterBus network [default: LIN]	Up to 12 characters

## 4 SPECIFICATIONS

Model:	MasterBus LIN Interface
Product code:	77032800
Delivery also includes:	<ul style="list-style-type: none"> <li>– Screw terminal</li> <li>– MasterBus terminator</li> <li>– MasterBus cable (1m)</li> <li>– User manual</li> </ul>
Languages available:	English
Current consumption:	<30 mA
MasterBus Powering:	No
DIN rail mounting:	Yes, DIN rail 30 mm [1.2 inch]
Protection degree:	IP 21
Dimensions:	66 x 78 x 32 mm [2.6 x 3.1 x 1.3 inch]
Weight:	70 g [0.15 lb]



*Dimensions in mm [inch]*

**MASTERVOLT**  
THE POWER TO BE INDEPENDENT

Mastervolt B.V.  
Snijdersbergweg 93  
1105 AN Amsterdam  
The Netherlands

Tel.: +31-20-3422100

Email: [info@mastervolt.com](mailto:info@mastervolt.com)

Web: [www.mastervolt.com](http://www.mastervolt.com)