

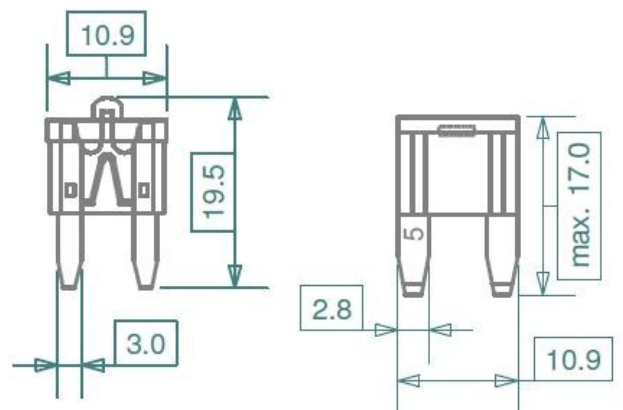
### F7900 ShoBlo miniOTO blade fuse series

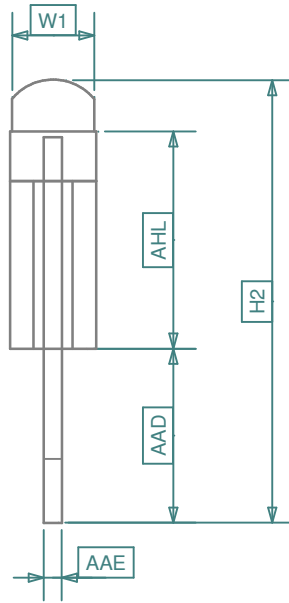
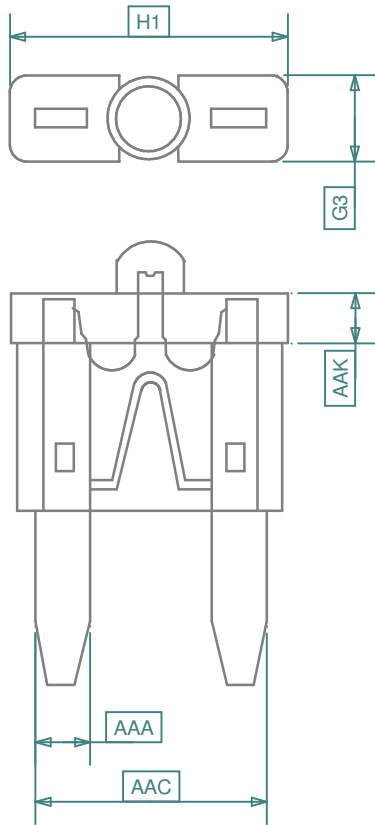
- Complies with SAE J2077 and general standards
- The build-in miniature lamp (Bulb or LED) lights-up after the fusing element has interrupted (show-blow)
- Element visibility from sides, transparent fuse bodies
- Blade rigidity through robust/sturdy body construction
- Safe and highly reliable/consistent operation with a single piece construction
- Self extinguishing transparent, color coded temperature resistive body materials



**NOTE: F7900B (Bulb) series are being replaced eventually with F7900 (LED) series.**

iMaXX ref.	Color	Rating [A]	Voltage [V]
F7902B *	Gray	2	32
F7903B *	Violet	3	32
F7904B *	Pink	4	32
F7905B *	Orange	5	32
F7975B *	Brown	7,5	32
F7910B *	Red	10	32
F7915B *	Blue	15	32
F7920B *	Yellow	20	32
F7925B *	Natural	25	32
F7930B *	Green	30	32
F7902	Gray	2	32
F7903	Violet	3	32
F7904	Pink	4	32
F7905	Orange	5	32
F7975	Brown	7,5	32
F7910	Red	10	32
F7915	Blue	15	32
F7920	Yellow	20	32
F7925	Natural	25	32
F7930	Green	30	32



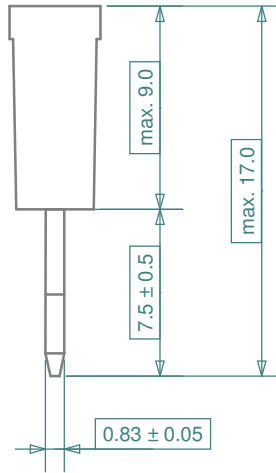
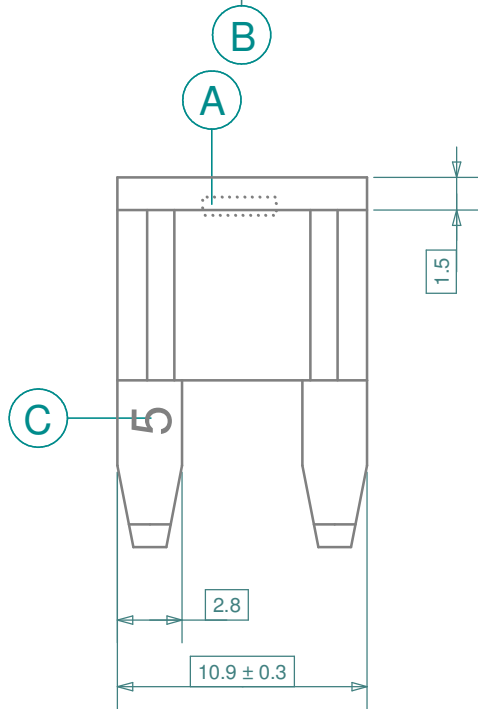
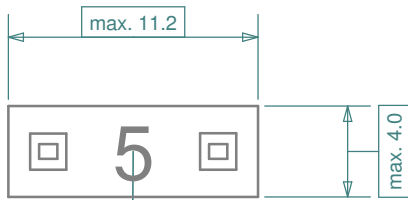


Rating	Color	Volt	iMaXX Reference
[ A ]		[ V ]	
2	Gray	32	F7902B
3	Violet	32	F7903B
4	Pink	32	F7904B
5	Tan	32	F7905B
7.5	Brown	32	F7975B
10	Red	32	F7910B
15	Blue	32	F7915B
20	Yellow	32	F7920B
25	Natural	32	F7925B
30	Green	32	F7930B

Dimension [mm]	iMaXX	
	iMaXX	DIN 72581-3 (ref.)
AAD	7.1	7.5 ± 0.5
AAE	0.82 ± 0.04	0.82 ± 0.04
AAA	3.0	2.8 ± 0.2
AAC	10.6	10.9 ± 0.3
H1	10.9	max. 12
G3	3.8	max. 4
AHL	9.6	max. 9
AAK	1.6	1.5 ± 0.5
H2	19.5	
W1	3.5	

Revisions			Drawn	Date	Appr.
a	07/07	re-drawn	Checked	02/03	AdH
			Standards		
			Approved		
			Scale 3 : 1		
			Projection	Tolerance	Title
				± 0.3 mm unless otherwise noted	F7900B series, miniOTO ShoBlo
					Drawing type
					schematic
					Drawing number
					F7900B drawing 1
					Sheet
					1 of 1
					Layers
					0 1 2 6 9





Rating	Color	Volt	iMaXX Reference
[ A ]		[ V ]	
2	Gray	32	F7902
3	Violet	32	F7903
4	Pink	32	F7904
5	Tan	32	F7905
7.5	Brown	32	F7975
10	Red	32	F7910
15	Blue	32	F7915
20	Yellow	32	F7920
25	Natural	32	F7925
30	Green	32	F7930

Notes	
A	LED / PCB placement
B	Amperage rating printed on fuse body
C	Amperage rating stamped

Fusing time SAE J-1284 [s]		
Load [%]	Minimum [s]	Maximum [s]
110 %	360,000	-
135 %	0.75	1,800
200 %	0.15	5
350 %	> 0.08	

Revisions			Date	Appr.
	Date	Type	Drawn	05/09
a	08/11	rating print on top added	Checked	10/12
b	10/12	updated dimensions	Standards	
			Approved	10/12
				AdH



		Scale 3 : 1		Title	F7900 series, miniOTO ShoBlo
		Projection	Tolerance	Drawing type	schematic
			± 0.2 mm unless otherwise noted	Drawing number	F7900 (LED) drawing 1
				Sheet	1 of 1
				Layers	0 1 2 6 9